

ESP series

Ordering information

ESP -10 -472 -□

① ② ③ ④

- ① Model Name
② Rated Current
③ Line to ground capacitor code: See table 1.1.


table 1.1 Line to ground capacitor code

Code	Leakage Current (Input 125/250V 60Hz)	Line to ground capacitor (nominal value)
000	5 μ A/ 10 μ A max	Not Provided
101	12.5 μ A/ 25 μ A max	100pF
221	25 μ A/ 50 μ A max	220pF
331	37.5 μ A/ 75 μ A max	330pF
471	50 μ A/ 100 μ A max	470pF
681	75.5 μ A/ 150 μ A max	680pF
102	0.13mA/ 0.25mA max	1000pF
222	0.25mA/ 0.5 mA max	2200pF
332	0.38mA/ 0.75mA max	3300pF
472	0.5 mA/ 1.0 mA max	4700pF

* When the line to ground capacitor code is different, the attenuation characteristic is different.

④ Options
D: DIN rail installation type

* The dimensions change when the option is set.
Refer to External view.



Features of ESP series

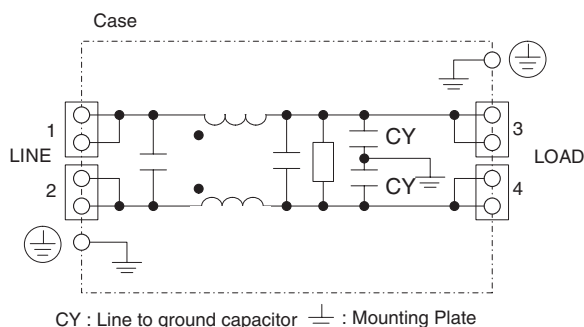
Small, High-voltage pulses common mode EMI/EMC Filters (1-Stage filter)

- Small EMI/EMC Filters that change input-output terminal and protection earth terminal of EA series into screwless terminal type
- Single Phase 250VAC
- Torque management is unnecessary with screwless

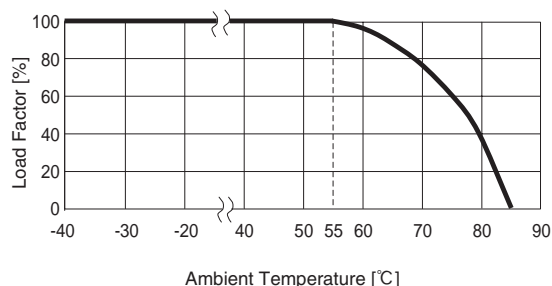
Specifications

No.	Items	ESP-03-472	ESP-06-472	ESP-10-472	ESP-16-472
1	Rated Voltage[V]	AC 1 ϕ 250 / DC250			
2	Rated Current[A]	3	6	10	16
3	Test Voltage (Terminal-Mounting Plate)	2,500 VAC (Cutoff Current = 20mA), 1minute at room temperature and humidity			
4	Isolation Resistance (Terminal-Mounting Plate)	500 VDC 500M Ω min at room temperature and humidity			
5	Leakage current 125/250V 60Hz	0.5mA/1.0mA max			
6	DC resistance	180m Ω max	110m Ω max	40m Ω max	20m Ω max
7	Safety agency approval temperatures	-25 to +85°C (Refer to Derating Curve)			
8	Operating temperature	-40 to +85°C (Refer to Derating Curve)			
9	Operating humidity	20 to 95%RH (Non condensing)			
10	Storage temperature/humidity	-40 to +85°C/20 to 95%RH (Non condensing)			
11	Vibration	10 to 55Hz, 19.6m/s ² (2G), 3min. Period, 1hour each X, Y and Z axis			
12	Impact	196.1m/s ² (20G), 11ms Once each X, Y and Z axis			
13	Safety agency approvals	UL1283, CSA C22.2 No.8 (C-UL), DIN EN60939 VDE0565 Teil3-1, ENEC (At only AC input)			
14	Case size (without projection) /Weight	39×30×85 mm [1.54×1.18×3.35 inches] (W×H×D) /170g max (Option : -D refer to external view)			

Circuit Diagram

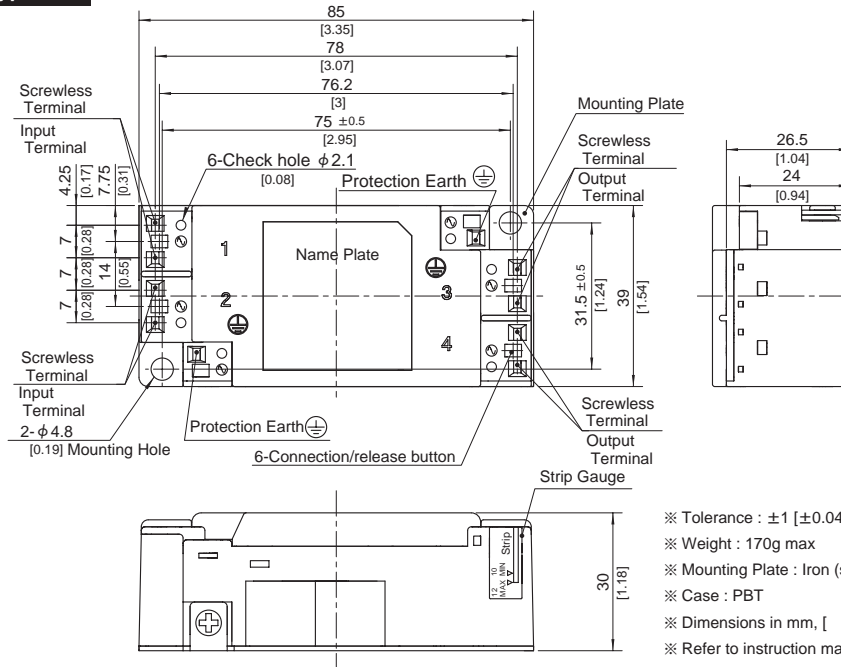


Derating Curve

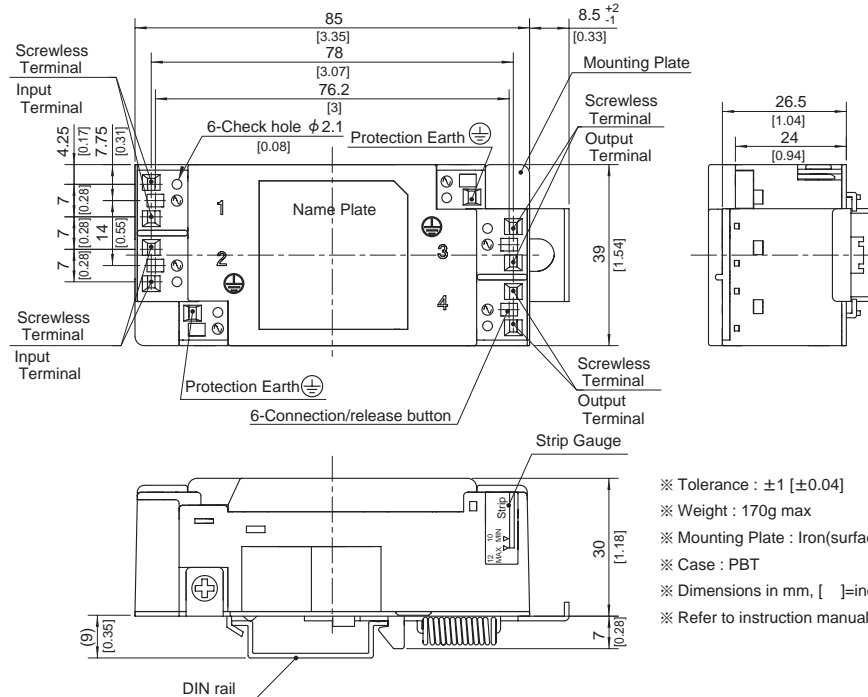


External view

Standard Type



DIN rail installation Type



■Note when installing the EMI/EMC Filter on a DIN rail.

When the EMI/EMC Filter is grounded through the DIN rail, the proper noise attenuation may not be achieved.

Be sure to connect the protection earth (PE) of the EMI/EMC Filter body to the earth.

